

# QuikClot<sup>®</sup> Combat Gauze<sup>™</sup>

## Application and Training Guide

# QuikClot® Combat Gauze™

## Hemostatic Gauze

**Controls moderate to severe blood loss by promoting coagulation**

**One Sterile strip 3 in x 4 yards (7.5 CM x 3.7 M)**



## What is QuikClot<sup>®</sup> Combat Gauze<sup>™</sup>, how does it work, and why use it?

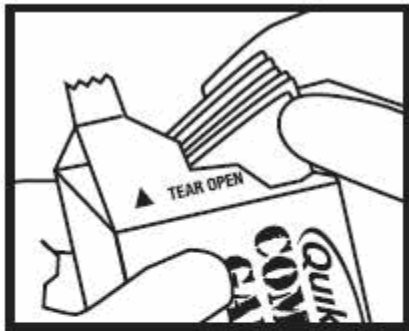
- QuikClot<sup>®</sup> Combat Gauze<sup>™</sup> causes rapid localized coagulation and the formation of a stable blood clot in a variety of wounds. It does not absorb into the body, and is safe to leave in the wound until further medical care is available.
- QuikClot<sup>®</sup> Combat Gauze<sup>™</sup> does not produce any heat.
- QuikClot<sup>®</sup> Combat Gauze<sup>™</sup> controls bleeding faster than conventional methods.
- 3 year shelf life.

# How to use QuikClot<sup>®</sup> Combat Gauze<sup>™</sup>

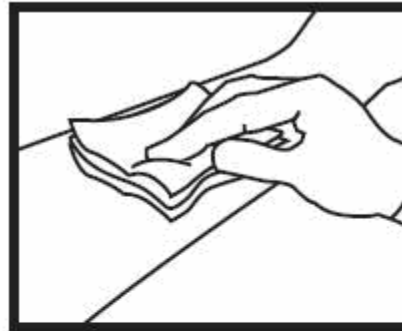
# Read Package Directions Before Use

(Directions are on the product package)

## DIRECTIONS FOR USE



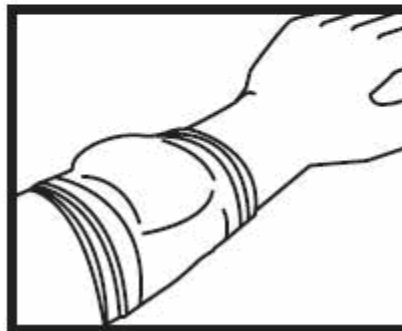
**1.** Open package and remove **Combat Gauze**. Keep the empty package.



**2.** Pack **Combat Gauze** into wound and use it to apply pressure directly over bleeding source. (More than one **Combat Gauze** may be required).



**3.** Continue to apply pressure for 3 minutes or until bleeding stops.



**4.** Wrap and tie bandage to maintain pressure. Seek medical care immediately. Show **PRODUCT REMOVAL** directions on package to medical personnel.

**PRODUCT REMOVAL: 1.** Gently remove gauze from wound. **2.** Thoroughly irrigate wound.

## Perform Proper Body Substance Isolation (BSI) procedures.



## Tear open package of QuikClot® Combat Gauze™



Open clothing around wound. Remove excess pooled blood from wound, while preserving any clots already in the wound if possible.

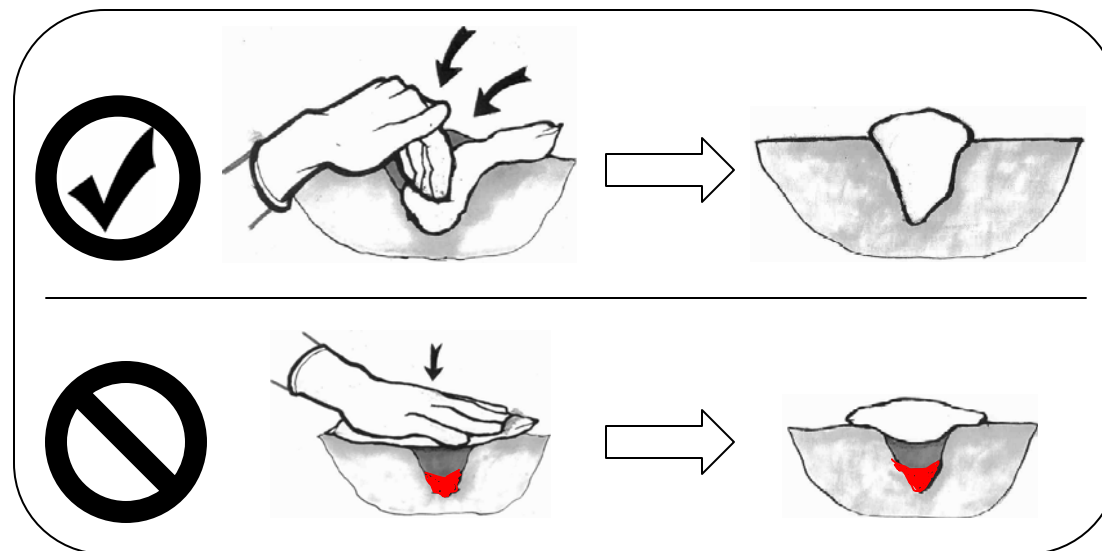




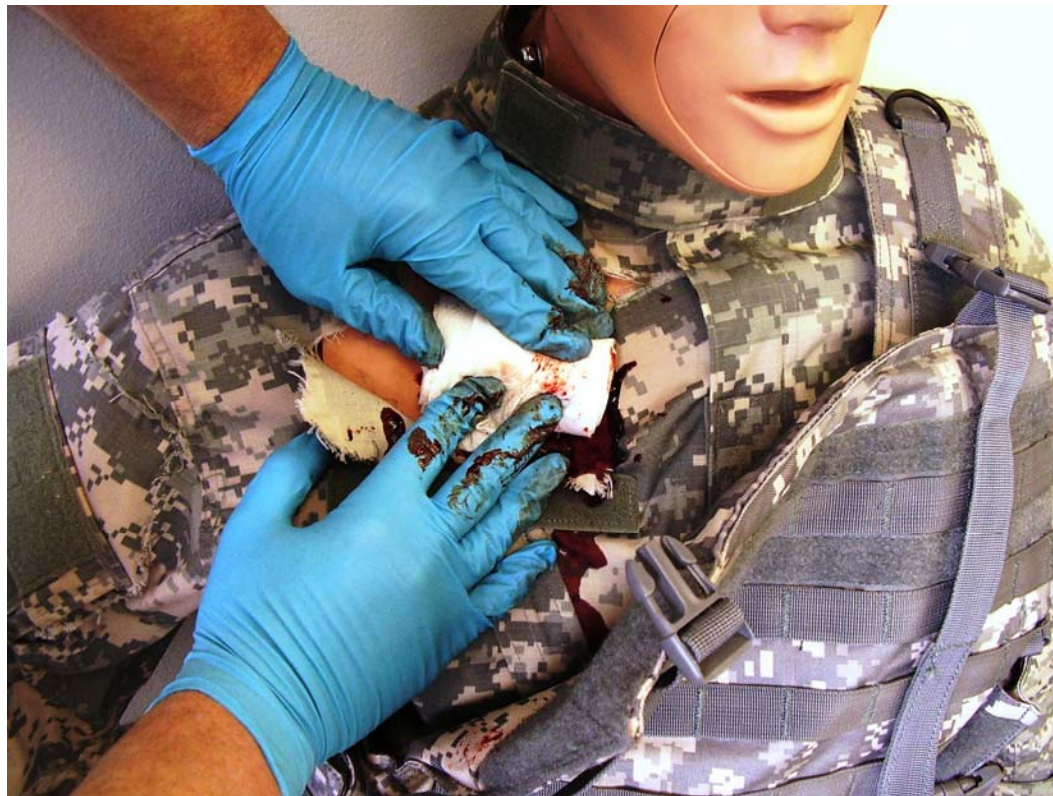
Locate source of bleeding and pack QuikClot® Combat Gauze™ into wound. Use as much gauze as needed to stem blood flow. Remainder of roll can be used on top of wound or to wrap wound as injury requires.



Pack QuikClot<sup>®</sup> Combat Gauze<sup>™</sup> tightly and directly onto bleeding source. More than one may be required.



Quickly apply pressure until bleeding stops.  
Suggested time 3 to 5 minutes of continuous pressure.

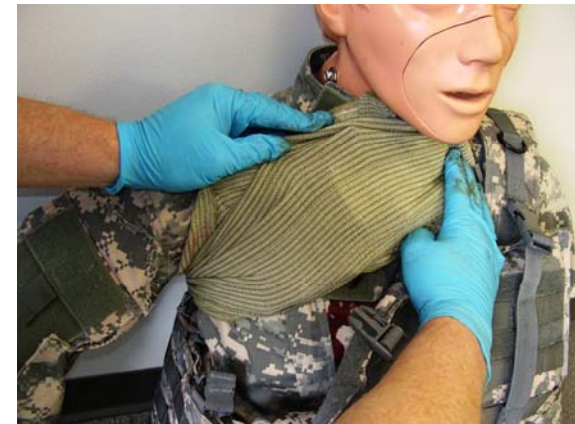


Leave QuikClot<sup>®</sup> Combat Gauze<sup>™</sup> in place. Wrap to secure the product in the wound.



## Patient Transport

- Do not remove bandage or QuikClot® Combat Gauze™. Elevate and evaluate as needed.
- Transport to next level of medical care as soon as possible.



Make sure empty package is attached to or sent with the patient - removal instructions are on the back of package for emergency room staff.



## Medical Facility

**PRODUCT REMOVAL: 1. Gently remove gauze from wound. 2. Thoroughly irrigate wound.**


## Warnings!

- For external use only.
- Avoid Contact with eyes.



# Feedback

We listen to your feedback. Please fill out an evaluation form.



**Evaluator Information**

Name / Title:			
Company/Organization:			
City, State, Zip, Country:			
Phone:	Email:	Date of Use:	

**Description of Injury**

Location on Body:	
Size and Shape:	
Arterial, Venous, Capillary, Unknown:	
Source/ Cause of Wound:	

**Treatment Prior to the Use of Quik-Clot® Hemostat**

Length of time between injury and initial treatment:	
Treatment attempted before Quik-Clot® hemostat:	
Result of treatment:	
Additional Information/Comments:	

**Application of Quik-Clot® Hemostat**

Product Used (Select one) 1" Response™ AC5™ Granular 3.5 oz AC5 (2.50 gram bags)

Estimate blood pressure at time of application:	
Describe application of Quik-Clot® Hemostat:	
Wipe away blood first?	
Amount used:	
Action immediately after application:	
Degree to which Quik-Clot® hemostat controlled bleeding:	
Time to control:	
Estimated blood pressure after application:	

**Fluid Resuscitation**

Previous to or Following Quik-Clot® Hemostat Application:	
Effect, if any:	

**Overall Evaluation**

Did Quik-Clot® Hemostat improve outcome?	
Would you use Quik-Clot® Hemostat again?	
Additional Information/Comments:	

Please email this form to [rhuebner@z-medica.com](mailto:rhuebner@z-medica.com) or mail, fax to the address or number below.  
 Z-Medica Corporation 4 Fairfield Blvd., Wallingford, CT 06492, Tel: 203.294.0000 Fax: 203.294.0688  
 Thank you. We appreciate your feedback

---

**PROPRIETARY & CONFIDENTIAL**  
 This document and the information herein are the property of Z-Medica Corporation, and neither may be used for any purpose, nor disclosed to any party, without the written consent of Z-Medica Corporation.  
 Form Q5 Policy April 24, 2006 Page 1 of 1

Note: Form can be found on CD or contact Z-Medica