

THE EXETER SPORTSMAN'S CLUB, Inc.



P.O. Box 1936

111 Portsmouth Ave.

Exeter, New Hampshire 03833

Clubhouse at Waterworks Pond

(603) 772-7468

<http://www.ExeterSC.com>

Safety Plan & Range Rules

Approved May 6, 2015

Updated August 8, 2017

Table of Contents

PURPOSE.....	3
EMERGENCIES.....	3
Wound Trauma kits.....	3
911 Calls.....	3
Annual Letter To Exeter Police And Fire Departments.....	3
GUN HANDLING RULES.....	3
GENERAL RANGE RULES.....	4
Hours of operation.....	4
Range Procedures and Courtesies.....	4
Who is authorized to use the Exeter Sportsman's Club	5
New Members.....	5
Renewing Members.....	5
What method will be used to identify authorized personnel?	5
What shooting activities are allowed, and specifically which ones are NOT allowed?	5
What targets can be used and for what purpose? How are targets to be used?	6
Pet control	6
Range Safety Officers (RSO).....	6
Safety Plan Revisions.....	7
Parking	7
RULES AND REGULATIONS RELATING TO ARCHERY.....	7
VIOLATION OF SAFETY RULES AND REGULATIONS.....	7
First Incident.....	7
Second Incident.....	7
Third Incident.....	7
RANGE FACILITY ADMINISTRATION.....	8
APPENDIX A.....	9
RANGE COMMANDS.....	9

PURPOSE

This safety plan has been established to ensure the health and safety of those individuals who use or frequent this facility and the community at large. It is a plan developed to assure the continuity of the Exeter Sportsman's Club (ESC) through a concerted public relations effort.

Safety is a function of management and members together. Safety cannot be left to chance! The ESC range is only as safe as the manner in which it is used. Range rules and regulations have been promulgated for the safe use by all members. It is the responsibility of all members to abide by the rules and regulations and to be part of the enforcement process. *If inappropriate behavior is observed, it is incumbent on members to respectfully bring it to the attention of the person, and or report the behavior to a member of the board of directors or Range Safety Officer.*

Members and guests must obey posted rules and regulations and conduct themselves in a responsible manner. Disciplinary action, such as reprimands, suspension or revocation of membership, may be necessary to correct errant behavior in accordance with policy ESC-006 (Disciplinary Actions).

EMERGENCIES

Wound Trauma kits

There are wound/trauma kits hanging in plain view in the 100 and 25 yard shoot houses attached to the wall. These kits for control of major bleeding due to gunshot wounds or other major trauma. They include a combat version of QuickClot bandages, designed to achieve rapid control of bleeding, along with chest wound air seals, tourniquets applicable with one hand, other dressings/airways, sealed in a waterproof but breathable case. For instructions, visit video:

- https://www.youtube.com/watch?v=0FbMpMdEqRs&feature=player_detailpage

911 Calls

In the event it is necessary to call 911 because of a firearm or other accident, it is important to emphasize that this event is an "Accident". Using the wrong terminology could cause police to believe something other than an accident has occurred. This could delay Emergency Medical Services response.

Annual Letter To Exeter Police And Fire Departments

In the event it is necessary for police or fire departments to respond to ESC, they would need the electric gate code. A letter should be sent to the Exeter Fire and Police Departments containing the emergency services access code. See letter example in Appendix E.

GUN HANDLING RULES

These gun handling rules are prominently displayed on the range.

1. Always keep the gun pointed in a safe direction such as down range.
2. Wear ear and eye protection. Only devices marketed as such are acceptable hearing protection.
3. No person shall handle a firearm while any person is down range from them.
4. Always keep your finger off the trigger until "commence firing" has been given.
5. Whenever a "cease fire" command is given, all shooters shall stop firing, lay the firearm down with muzzle down range, and step back from the firing line.
6. Always keep the action open and firearm unloaded until ready to use.
7. Know your target and what is beyond. When on the shooting range, be mindful of adjacent areas and act accordingly.

8. Firearms that are not on the firing line shall be in the "fully cleared" condition: "Stacked", "Racked", or laid with muzzle down range at or below horizontal.
9. Be sure the gun is safe to operate.
10. Know how to use the gun safely.
11. Use only the correct ammunition for your gun.
12. Never use alcohol or drugs before or while shooting.
13. Store guns so they are not accessible to unauthorized persons.
14. Sighting rifle scopes should start from the 25 yard firing line working to longer distances only after success from the shorter distances. This will prevent errant rounds as a result of a misaligned rifle scope.

GENERAL RANGE RULES

Hours of operation

1. The range will only be active Monday to Saturday from 8:30 AM to 7:30 PM. On Sunday the hours are from noon to 7:30 PM. Shooting is allowed during the above posted open hours ONLY. Ranges are closed during ALL scheduled events when safety is a concern (firearms training, fishing derby, league nights, etc).
2. Ranges are closed all day on Easter, Thanksgiving, and Christmas.
3. Ranges close at 4:00PM Tuesday nights during the weeks the Small Bore League is active.
4. Other closing times will be posted on one or all of the following: street sign, web page and email.
5. ALL PERSONS ENTERING UPON CLUB PREMISES CONSENT TO AUDIO AND VIDEO SURVEILLANCE AND THE USE OF IMAGES OR RECORDINGS THERE-FROM IN ANY INVESTIGATION, DISCIPLINARY ACTION AND/OR PROSECUTION RESULTING FROM THEIR ACTIONS WHILE ON SAID PREMISES.

Range Procedures and Courtesies

1. In the absence of a special rule, safety considerations are paramount and good judgment shall be applied. Members are individually liable for all results of their actions and those of their guests while on ESC facilities.
2. When arriving to use the range, members will sign in and legibly write their name, badge number, time of arrival, time on the range and departure time.
3. Most of the shooting takes place from the 25 yard house. It is suggested that shooters shoot from within the shoot house. The reason for this is that sound is mitigated for the shooter and the neighbors as a result of the installed insulation.
4. Movable target stands are for the use of shooters to allow everyone to shoot from the same firing line but at different distances.
5. Cooperation has always been a hallmark of the Exeter Sportsman's Club and is required. Once on the range, a member shall have a minimum of one hour to shoot. If the firing line is full or if newly arriving members wish to shoot from a different distance, those currently shooting shall yield the range no more than one hour after the new shooters sign in and make their presence known. A waiting member shall sign in (time of arrival) and need not remain on site but must return by the time the current shooters leave. Range time for each subsequent arrival shall commence one hour after the preceding member-in-waiting begins shooting.
6. This is a "CARRY IN - CARRY OUT" range. Any material brought on site shall be removed at the conclusion of shooting by the member who brought it. DO NOT LEAVE CARDBOARD BACKING ON THE RANGE FOR OTHERS TO CLEAN UP.
7. Pick up your brass when done shooting. There are brass containers for the

- expended brass.
8. The ESC range will be used by cooperating with other members to determine which shoot house will be used for shooting.
 9. The ESC requires strict attention to safety, good sportsmanship and polite conduct on its ranges. Members are directly responsible for the conduct of their guests. Failure to comply is grounds under club by-laws for expulsion from membership in the Exeter Sportsman's Club.
 10. For the safety and enjoyment of all, occupancy of shooting houses and firing lines shall not exceed posted limits except during formal classes or club sponsored events.
 11. Designate a range officer when none is present or assigned.
 12. Dud boxes are mounted in each shooting house. All misfired or other live ammunition ejected from a firearm must be recovered and placed therein.
 13. No smoking on the range
 14. Know and obey all range commands. See Appendix A Range Commands
 15. Know where others are at all times.

Who is authorized to use the Exeter Sportsman's Club

1. The club facilities will only be used by members, their guests and events approved by the board of directors. Approved event examples are NRA training classes, police firearms training, fishing derby, league nights, Chamber of Commerce, Hunters Education course, etc.
2. A parent or guardian may give written permission for a minor to participate in shooting activities with an organized youth group and/or in an ESC sponsored youth activity. Such permission shall specifically identify the organization and the activity for which permission is given and the name of the adult person who shall act "in-loco parentis" while the minor is on ESC facilities. *Full indemnification of the ESC from any and all liability shall be incorporated into any such written permission.*

New Members

1. As called for in the ESC Constitution, new members must receive an orientation during day light hours, by appointment with a club officer or other duly appointed person.
2. New members must sign a document indicating that they read, understand and will abide by this Safety Plan.

Renewing Members

1. Starting in the 2016/2017 membership year, the ESC Board of Directors is considering having membership renewals read and be familiar with this Safety Plan. The logistics of that is to be worked out if implemented.

What method will be used to identify authorized personnel?

1. No member or guest shall use any ESC Range without first fully completing the sign-in requirements on the range users logbook.
2. Member badges will be worn at all times. Guests will wear a guest badge that is available at the sign-in book in accordance with policy ESC-002 (Name Badge).
3. ESC officers, board members and others will wear their badge with their name and club role.
4. Minors shall be within arm's length of their parent, guardian, adult in-loco-parentis or adult member at all times when on an ESC range. This is called for in policy ESC-002 (Name Badge).
5. First-time guests must sign a liability release form before using the range.
6. Except during club sponsored events, all persons using the ESC ranges must be

members in good standing or the guest of and in the presence of a member in good standing.

What shooting activities are allowed, and specifically which ones are NOT allowed?

1. No target or activity shall be used that can cause a ricochet.
2. Recurrent prolonged rapid firing is strongly discouraged.
3. No glass, sheet-rock, plastic or other fragmenting material except "clay pigeons" shall be used as targets.
4. Except for approved reactive metal targets, no metal objects of any kind shall be brought to or placed on any ESC range target line.
5. Reactive metal targets shall be a minimum of 50 feet from the firing line. They shall be set at the lowest practical elevation and as close as practical to the earth berm. They shall be fired upon only with firearm and ammunition combinations approved for the same.
6. Tracer ammunition is not allowed
7. 50 caliber BMG firearms are not allowed
8. No selective-fire weapons are allowed on the ESC ranges except during law enforcement training.
9. Only firearms of .77 caliber or less are allowed.
10. Firearms components that facilitate rapid fire (e.g. "bump stocks") are not allowed

What targets can be used and for what purpose? How are targets to be used?

1. Shoot only at authorized targets.
2. All targets shall be placed on or immediately in front of the earth berm unless the club's target stands are being used. No targets shall be placed on or above the top yellow safety line or on the berm retaining timbers. Targets shall not be fastened to, nor hung from the yellow safety line.
3. Ground level targets are not authorized without a proper backstop. See exceptions for Small bore rifle, high power and small bore silhouette. Maintain the proper target height to ensure that the fired projectile, after passing through the target, hits the desired portion of the backstop. This will reduce the possibility of ricochets and projectiles escaping the property.
4. NO ALCOHOLIC BEVERAGES OR CONTROLLED SUBSTANCES ARE PERMITTED ON ESC RANGES. Exception permitted to the alcohol restriction with approval of the ESC Board. No person shall handle firearms on ESC ranges while in any way impaired, whether from prescribed medications or other substances. Violation of this rule may result in expulsion from the ESC and possible legal action.

Pet control

1. No dogs are allowed anywhere on the ESC premises at any time.

Range Safety Officers (RSO)

1. Chief RSO

The Chief RSO is an NRA certified CRSO. He/she is responsible for the scheduling of visits by the ESC RSO's either in person or through the CCTV system. The CRSO is able to train and provide NRA certification of RSO's. It is important to see that the RSO visits and observations are recorded in the Range Supervision Visits Log and filed.

2. RSO Coordinator (in lieu of CRSO)

The RSO Coordinator is a responsible member of the ESC who is an alternative to the CRSO. There is no required RSO/CRSO certification although it is strongly encouraged. It is his/her responsibility to schedule visits by RSO's either in person or through use of the CCTV. It is important to see that the RSO visits and observations are recorded in the

Range Supervision Visits Log and filed.

3. RSO

The ESC RSO's are an important aspect to the safe operation of the ESC. They will make scheduled visits either in person or using the CCTV system. If an RSO observes behavior that should be corrected, it is important that the member or visitor be approached respectfully. The general membership attitude is to "do the right thing" but frequently the person is unaware of what that should be. All visits and action taken should be recorded in the Range Supervision Visits Log. This historical record, whether there is the need to correct behavior or not, represents a conscious effort on the part of your club to make the shooting sports at the ESC as safe as possible.

Safety Plan Revisions

Any revisions should specifically state

- (1) that they supersede and replace any previously adopted safety plan segments.
- (2) that previously distributed copies be destroyed.

Also establish a review date, perhaps once a year, to assure the safety plan is working and remains relevant. This Safety Plan must be approved, signed, published, reviewed at specific intervals and distributed to all range users to study and use.

Few actions arouse anger quicker than the adoption of rules without proper notification, especially in member controlled clubs. The prominent posting of rules and regulations and the mailing/emailing of copies to each member or user are but two approaches.

Parking

Parking will be only in designated areas.

RULES AND REGULATIONS RELATING TO ARCHERY

If or when an archery program is developed, rules and regulations will also be developed.

VIOLATION OF SAFETY RULES AND REGULATIONS

The authority to enforce comes from the ESC by-laws as excerpted here:

"Any member may be expelled, with or without cause, from membership in the club by a majority vote of Board Of Directors at a meeting after the written notice of such proposed action has been given the member at least seven (7) days before such meeting".

Exeter Sportsman's Club, Inc. (ESC) Disciplinary Policy ESC-006 governs discipline.

The following is an excerpt of that policy:

"Any member of The Exeter Sportsman's Club, Inc. (ESC) who brings discredit upon himself or the ESC by violating the principals articulated in the Articles of Agreement, Bylaws, Range Rules, Lease Agreement or any other published ESC policy will normally be subject to the following disciplinary action(s):

First Incident

Verbal and written notice that acts committed which were not in keeping with the Articles of Agreement, Bylaws, Range Standard Operating Procedures and/or published ESC Policies.

Second Incident

Suspension of membership privileges until the member has demonstrated that remediation has taken place by attending a related course of instruction or other overt remedial act (e.g. drug counseling) acceptable to the Board of Directors (BOD).

Third Incident

Expulsion from the club for a period to be determined by the BOD.

Note: The BOD may choose to invoke any of the above measures, depending upon the severity of the alleged violation and the strength of the evidence supporting it.



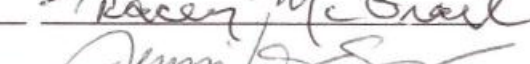
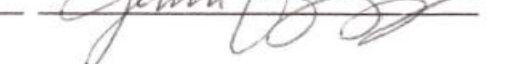
A letter will be sent to the member stating the disciplinary action taken. A scanned copy of this letter will be placed in the Membership/Violations file in Dropbox, and a note of this action will be recorded in the member's entry in the Membership Master Spreadsheet in Dropbox."

RANGE FACILITY ADMINISTRATION

As part of this safety plan it is important to archive range activity. This activity is recorded in several forms: member sign-in log, visitor log, liability forms and closed circuit TV (CCTV).

Work On Wednesday (WOW) takes place every Wednesday between 9AM-noon. This is the time to take care of chores such as:

1. Maintain target stands
2. Collect sign-in and liability sheets for scanning to Dropbox.
3. Check backstop for integrity
4. Confirm CCTV continues to function
5. Confirm yellow safety line is in tact
6. Snow plow access paths
7. Check propane supply for heat.
8. Confirm shoot house lighting is functioning.
9. Make sure guest badges are available. If they are needed, the Membership Secretary should be notified.
10. Make sure there are 3 or 4 extra badge holders available as replacements for members.
11. Confirm sufficient member and visitor sign in logs are available to members.

Name (print)	Title	Date	Signature
<u>Tim Copeland</u>	President	<u>5/6/2015</u>	
<u>William Hoyt</u>	Vice President	<u>5/6/2015</u>	
<u>Tracey McGrail</u>	Secretary	<u>5/6/2015</u>	
<u>Jen Murray</u>	Treasurer	<u>5/6/2015</u>	

APPENDIX A RANGE COMMANDS

The purpose of range commands is to provide concise, clear and standard methods of range communication. This provides the shooters or participants with easy to understand guidelines and enhances safety. These commands are to be posted so they are clearly visible to ESC shooters.

Ready On The Firing Line?

Notify and coordinate with fellow shooters that the range is about to go live is shooting is to commence. At this point, all person should put on eye and ear protection. All shooters must acknowledge they are ready.

Commence Firing

Shooting commences.

Cease Fire

All people on the range immediately stop shooting. Keep the muzzle pointed down range. Step back from the firing line.. NO firearms will be touched until all shooters agree to Commence Firing command.

Range Is Clear!

To alert all shooters along the line that travel beyond the firing line for purposes of target change or retrieval, the removal of brass and trash is approved.

Above are the commands most commonly used by shooters at the Exeter Sportsman's Club. In more formal settings the following are also used that all shooters should be familiar with:

MISFIRE!

Notify the range officer and other participants that a round did not fire when the trigger was pulled and to alert other shooters along the line that a hazardous condition may exist

LOAD!

To notify participants that they can load the prescribed number of rounds. For muzzle loaders, the commands are somewhat different. The command to "Commence Firing" is given after which the participants will snap a minimum of three caps prior to loading the firearm. The command "load" is not for muzzle loading shooters.

IS THE LINE READY?

To determine if all shooters along the line are ready.

READY ON THE RIGHT!

To declare that the shooters have indicated they are ready.

READY ON THE LEFT!

To continue the command prior to giving the commence firing command.

READY ON THE FIRING LINE!

To notify all participants that the range is about to be under live fire and that if anyone is not ready at this point, he should call a range officer; otherwise, await the next command.

COMMENCE FIRING!

To declare the range formally open for live fire.